



LINNATULI

True Nordic Warmth



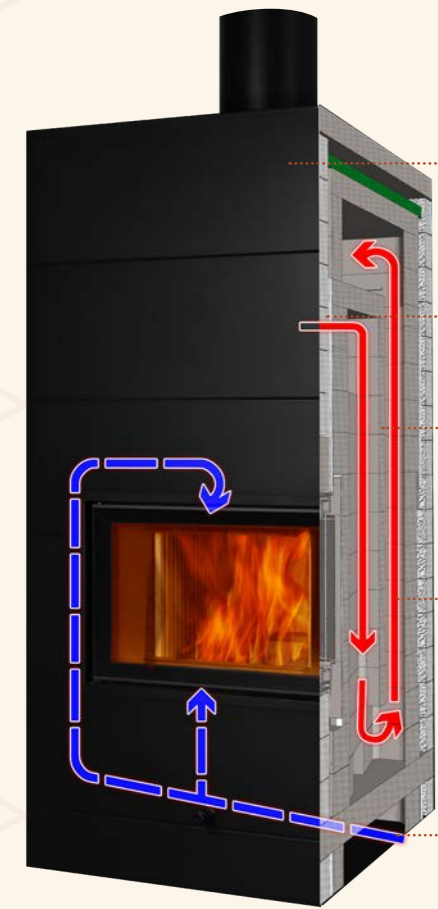
Nordic heritage

The best ways to stay warm were born in the cold. Beneath skies illuminated by dancing lights, the people of the North have kept the flames of life burning in their homes for centuries. Today, Linnatuli carries this heritage to homes around the world.

A heat-retaining fireplace

Designed to withstand time and demanding use

Traditional Finnish heat-retaining fireplace



The surface material of the fireplace is refractory concrete or ceramic

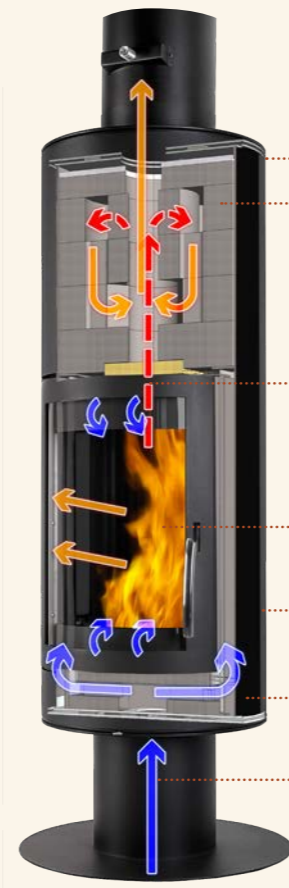
The outer shell of the fireplace which stores heat

The fireproof interior is made of a heavy-duty heavy material with a good heat retaining capabilities

The flow of smoke gases travel as long as possible within the fireplace, maximizing heat retention in the structure

The combustion air to fireplace can be supplied from outside under the fireplace or directly from the room

Heat storing Piccolo fireplace with a modern design and smaller total weight



Replaceable surface casing for the fireplace

The elements of the fireplace are made of heavy fire-resistant heat-storing material

The smoke duct circulation over the fire chamber enhances the heat storage capability

Effective heat radiation through the large glass door

Convection space for fast and efficient heating

Steel body hull

The replacement air can be brought from below or backside of the leg



OUR HEAT DESIGN IDEOLOGY

INNOVATIONS

Constantly developing pioneering solutions



LINNATULI

HUMAN

Comfortable living,
the art of life

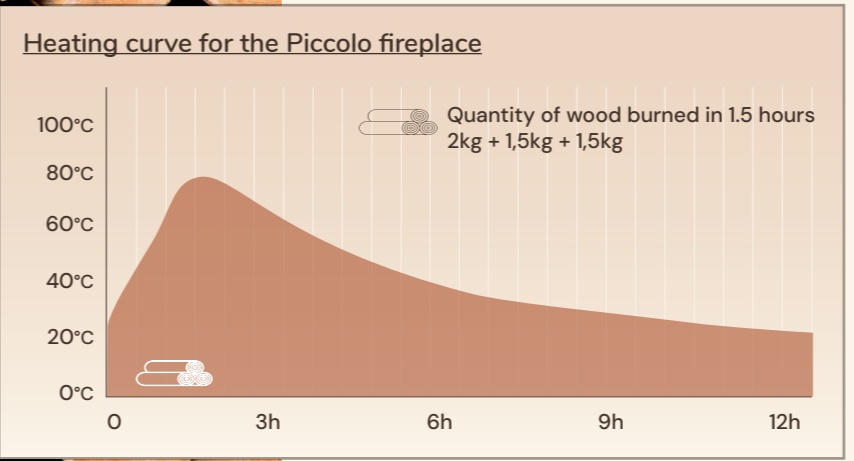
ENVIRONMENT

Environmentally friendly
heating with less wood

We believe that fireplaces can be designed and made even better

For us, design is not just about looking good but above all about understanding the needs of people and nature. In practice, this means that we pay particular attention to sustainable manufacturing, ease of installation and ease of use.

That's why we call ourselves Heat Designers.



A+	
Efficiency	77,80 %
Seasonal energy efficiency	67,80 %
Heat output	14 kWh
Wood quantity	5 kg
Length of wood	30 cm
Diameter	500 mm
Leg diameter	250 / 600 mm
Height/Height of the leg	1550 / 280 mm 1670 / 400 mm
Weight	380 kg
Heat storage capacity as a percentage of of maximum output (h)	1h (100%) 6h (50%) 13h (25%)

PICCOLO

Heat-retaining fireplace

A pure, timeless design.

The Linnatuli Piccolo fireplace combines the features of a convection heat source and a radiant heat-retaining system. With both modern and timeless design, Piccolo is a decorative element to complement any home, while keeping warmth for long hours.

The beauty of keeping warm



Surface Casing Colors

Piccolo heat-retaining fireplace



Black Grey White Stainless steel Red



Gold Bronze Champagne Brass Copper

Depending on fireplace's leg/ height
of appliance 280/1550 mm
or 400/1670 mm



Leg 400 mm Leg 280 mm



IDA

Heat-retaining fireplace

IDA is a stunning and sturdy fireplace that enhances your space with its captivating design and timeless charm

This impressive and elegant fireplace is an excellent choice for fast, efficient heating. With a modern combustion efficiency of over 85%, it minimizes wood consumption, while the 30 cm log size ensures easy use.

The fireplace door measurements are: 52 x 45 cm or 45 x 45 cm.

**Gather around the fireplace,
where warmth nourishes
both body and mind**



A+

Efficiency	86,60 %
Seasonal energy efficiency	76,60 %
Heat output	39 kWh
Wood quantity	9,5kg
Length of wood	30 cm
Width	795 mm
Profondeur	585 mm
Height	1830 mm
Weight	1400 kg
Heat storage capacity as a percentage of of maximum output (h)	5,2h (100%) 16,2h (50%) 28,2h (25%)





ADA

Heat-retaining fireplace

Designed to withstand the test of time and demanding use

We use only the highest quality materials in the manufacturing of our fireplaces and their individual components, each carefully crafted by hand.

Robust elements, such as the oven doors, are built to withstand years of use. Linnatuli fireplaces are a lifelong companion you can rely on.

The fireplace door measures are 67 x 45 or 52 x 45 cm.

A+

Efficiency	81,40 %
Seasonal energy efficiency	71,40 %
Heat output	44 kWh
Wood quantity	12 kg
Length of wood	38 cm
Width	980 mm
Depth	685 mm
Height	1850 mm
Weight	1800 kg

Heat storage capacity as a percentage of maximum output (h)	5,4h (100%)
	17,4h (50%)
	25,4h (25%)



ADA

Heat-retaining tunnel fireplace

The timeless design suits both new and old buildings

The Linnatuli fireplace collection embraces the latest industry trends while also featuring a selection of timeless classics. With their elegant design, Linnatuli fireplaces complement both modern and traditional homes. The Ada model, with its dual doors, serves as a striking room divider, allowing the mesmerizing dance of the flames to be enjoyed from both sides of the space.

The fireplace door measurements are 67 x 45 cm or 52 x 45 cm.

Experience the dance of flames,
the art of nature in your home.



A+

Efficiency	81,40 %
Seasonal energy efficiency	71,40 %
Heat output	44 kWh
Wood quantity	12 kg
Length of wood	38 cm
Width	980 mm
Depth	685 mm
Height	1850 mm
Weight	1800 kg
Heat storage capacity as a percentage of maximum output (h)	5,4h (100%) 17,4h (50%) 25,4h (25%)





A+

Efficiency	85,90 %
Seasonal energy efficiency	75,90 %
Heat output	46 kWh
Wood quantity	12 kg
Length of wood	38 cm
Width	1150 mm
Depth	575 mm
Height	1750 mm
Weight	1900 kg
Heat storage capacity as a percentage of maximum output (h)	8h (100%) 20h (50%) 30h (25%)

ELISE

Heat-retaining fireplace

This fireplace is designed to deliver gentle, long-lasting warmth to your home.

Fire creates safety when it burns cleanly. Linnatuli fireplaces are designed to provide the precise amount of air needed at each stage of combustion, ensuring the wood burns with a pure, steady flame. A clean-burning fire not only protects the environment but also offers a safe and captivating experience.

The fireplace door measurements are 67 x 45 cm.

Wool socks and the quiet crackle of a fire





A+

IDA OVEN

Width	795 mm
Depth	585 mm
Height	2230 mm
Weight	1650 kg

A+

ADA OVEN

Width	980 mm
Depth	685 mm
Height	2230 mm
Weight	2300 kg

IDA & ADA

Oven model


The IDA and ADA heat-retaining fireplaces with an oven are the perfect choice for those who want to enjoy warmth while cooking delicious meals.

The oven is heated by the flames in the fire chamber. It is well-suited for cooking, and its low temperature is ideal for both baking and keeping food warm. The oven door can be positioned above the fireplace door or on the opposite side.

IDA: Fireplace door measurements are: 52 × 45 cm or 45 × 45 cm
ADA: Fireplace door measurements are: 67 × 45 cm or 52 × 45 cm

Ignite warmth at the heart of your home.





“Linnatuli has brought
warmth into our house
and made it a home.”

LINNATULI

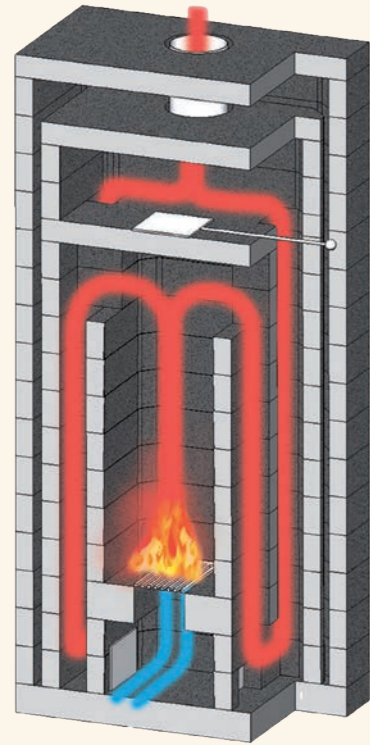
With the pride of a
Finnish family-owned
company.

Linnatuli is a Finnish family business with a strong tradition of innovation. Our ability to craft fireplaces that meet the heating demands of the modern world is built on years of experience and an uncompromising commitment to quality.

Every design is driven by the best solutions and the finest materials, while our manufacturing process is backed by decades of expertise.



WHY A HEAT-RETAINING FIREPLACE IS EFFICIENT?



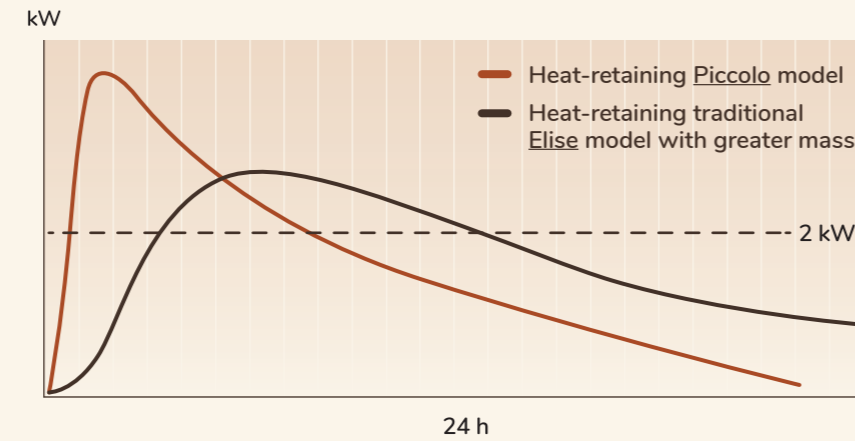
In a heat-retaining fireplace, the flue gas circulation is extended as much as possible to maximize heat absorption within the structure. As the wood burns, the fireplace releases heat into the room—not only during combustion but also for several hours after the flames have died down.

HEATING

Recommended use: 1 kg of wood per 100 kg of the fireplace's weight. On average, 10 kg of wood fills the entire heat mass. A 10 kg load burns for approximately two hours, releasing heat that lasts up to 24 hours.

The frequency of fires depends on your heating needs. In winter, two fires per day are typically required, while in autumn and spring, one fire per day—or even every other day—may be sufficient. Once the stove is heated regularly, it retains warmth and provides cozy comfort all winter long. Of course, you can also light a fire simply for the atmosphere!

HEAT TRANSFER CURVE



BURNING WOOD

Always use high-quality firewood. A certified quality label ensures both the energy efficiency and safety of your appliance. A Linnatuli fireplace guarantees clean combustion at high temperatures of over 800°C in the combustion chamber. Using fast-growing wood makes the fireplace carbon-neutral, as the CO₂ released during combustion is reabsorbed. Of course, other types of wood can also be used—just ensure that the wood is properly dried.

THE HEATING COSTS

Linnatuli heat-retaining fireplaces use significantly less wood than open fireplaces or metal and cast iron stoves. The savings are substantial, both in the amount of wood consumed and the cost of the wood, with fast-growing woods being more affordable. Depending on the insulation quality and size of your home, you could save up to 50% or more on heating costs.





LINNATULI

THE HEAT DESIGNERS

www.linnatuli.fi/en
linnatuli@linnatuli.fi

tel. +358 20 7413 123

